

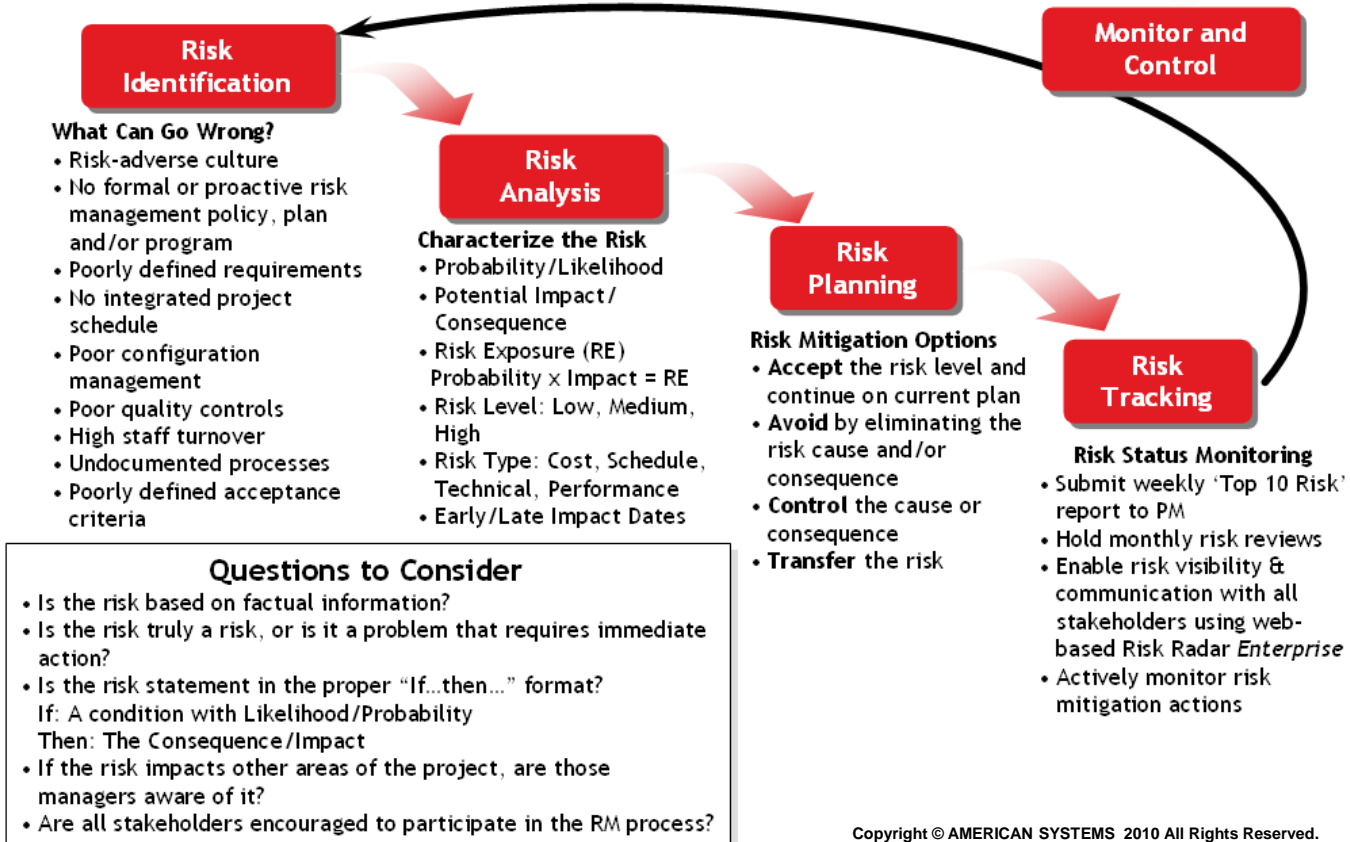
FRONT of CARD

Version 1.2

Programmatic Risk Management

Risk: An uncertain event or condition that, if it occurs, has a positive or negative impact on a project.

Risk Management: The systematic process of identifying, analyzing, and responding to project risk.



Copyright © AMERICAN SYSTEMS 2010 All Rights Reserved.

Cut out along dotted line, paste to BACK of CARD, laminate, and keep handy for future reference.

Cut out along dotted line, paste to BACK of CARD, laminate, and keep handy for future reference.

FRONT of CARD

Version 1.2

Cut out along dotted line, paste to FRONT of CARD, laminate, and keep handy for future reference.

BACK of CARD

Version 1.2



Copyright © AMERICAN SYSTEMS 2010 All Rights Reserved.

Programmatic Risk Analysis

Consult non-advocates to support risk analysis

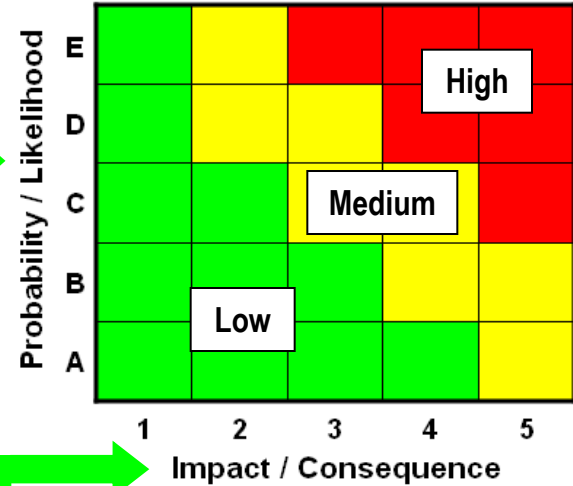
What is the probability or likelihood the risk will actualize?

Probability / Likelihood

Level	Likelihood	Probability of Occurrence
E	Near Certainty	~90%
D	Highly Likely	~70%
C	Likely	~50%
B	Low Likelihood	~30%
A	Not Likely	~10%



Risk Exposure




Always consider interdependencies and benefits impacts

If the risk is actualized, what would be the magnitude of the impact?

Impact / Consequence

Level	Technical Performance	Schedule	Cost
5	Severe degradation in technical performance; Cannot meet KPP or key technical/supportability threshold; will jeopardize program success	Cannot meet key program milestones. Slip > * months	Exceeds budget increase or unit production cost threshold > ** (10% of Budget)
4	Significant degradation in technical performance or major shortfall in supportability; may jeopardize program success	Program critical path affected. Slip < * months	Budget increase or unit production cost increase < ** (10% of Budget)
3	Moderate reduction in technical performance or supportability with limited impact on program objectives	Minor schedule slip. Able to meet key milestones with no schedule float. Slip < * month(s) Sub-system slip > * month(s) plus available float	Budget increase or unit production cost increase < ** (5% of Budget)
2	Minor reduction in technical performance or supportability, can be tolerated with little or no impact on program	Able to meet key dates. Slip < * month(s)	Budget increase or unit production cost increases. < ** (1% of Budget)
1	Minimal or no consequence to technical performance	Minimal or no impact	Minimal or no impact



Real Help Is Available!

PRO CONCEPTS LLC

Ph: (757) 828-7475

Email: RiskRadar@RiskRadarProgram.com

Web: www.riskradarprogram.com

Cut out along dotted line, paste to FRONT of CARD, laminate, and keep handy for future reference.

BACK of CARD

Version 1.2